

MT-364028/VN

2.4-2.7 GHz 17dBi Base Station Antenna

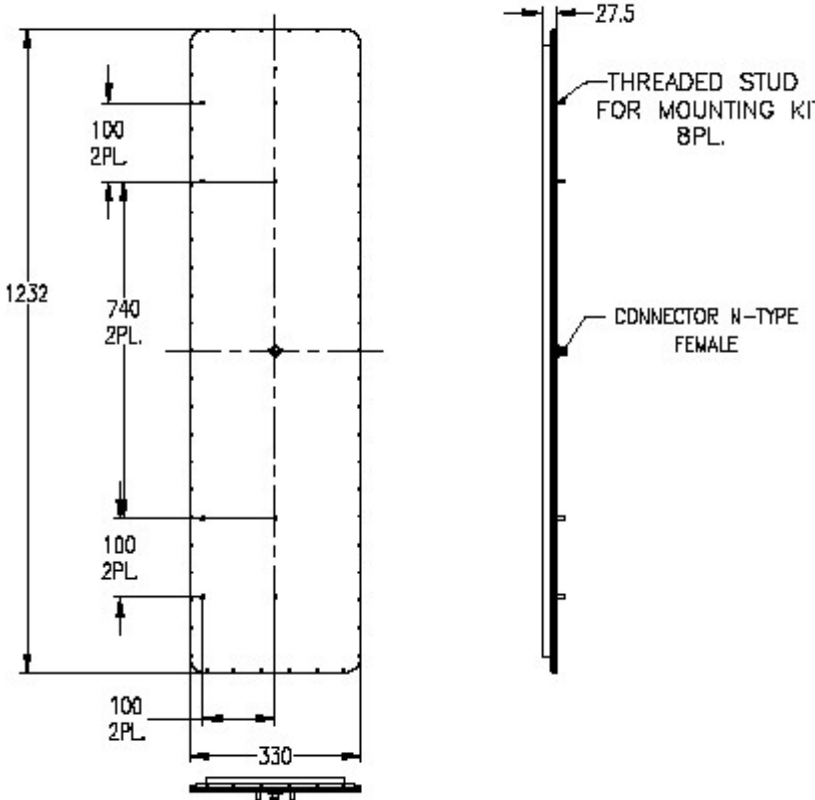

Specifications

MTI PART NUMBER		MT – 364028/VN			
ELECTRICAL					
FREQUENCY RANGE		2.4-2.7 GHz			
GAIN		17 dBi (min)			
VSWR		1.7 : 1 (max)			
AZIMUTH BEAMWIDTH		90° ± 6°			
ELEVATION BEAMWIDTH		5° (typ)			
POLARIZATION		Vertical			
AZIMUTH SIDELOBES LEVEL		-30dB (max) @ ± 135°			
CROSS POLARIZATION		-20dB (typ)			
CROSS POLARIZATION DISCRIMINATION		-25dB (max)			
F/B RATIO		-30 dB (max)			
INPUT IMPEDANCE		50 (ohm)			
INPUT POWER		6W (max)			
LIGHTNING PROTECTION		DC Grounded			
MECHANICAL					
DIMENSIONS (LxWxD)		1232x330X30mm (max)			
WEIGHT		5.5 Kg (max)			
CONNECTOR		N-Type Female			
RADOME		Plastic			
BASE PLATE		Aluminum with chemical conversion coating			
OUTLINE DRAWING		See page 2			
MOUNTING KIT		MT-120004			
ENVIRONMENTAL					
TEST	STANDARD	DURATION	TEMPERATURE	NOTES	
LOW TEMPERATURE	IEC 68-2-1	72 h	-45°C	-	
HIGH TEMPERATURE	IEC 68-2-2	72 h	+70°C	-	
TEMP. CYCLING	IEC 68-2-14	1 h	-45°C +70°C	3 Cycles	
VIBRATION	IEC 60721-3-4	30 min/axis	-	Random4M3	
SHOCK MECHANICAL	IEC 60721-3-4	-	-	4M3	
HUMIDITY	ETSI EN300-2-4 T4.1E	144 h	-	95%	
WATER TIGHTNESS	IEC 529	-	-	IP67	
SOLAR RADIATION	ASTM G53	1000 h	-	-	
FLAMMABILITY	UL 94	-	-	Class HB	
SALT SPRAY	IEC 68-2-11 Ka	500 h	-	-	
ICE AND SNOW	-	-	-	25mm Radial	
WIND SPEED	SURVIVAL	-	-	220 Km/h	
	OPERATION	-	-	160 Km/h	

MT-364028/VN

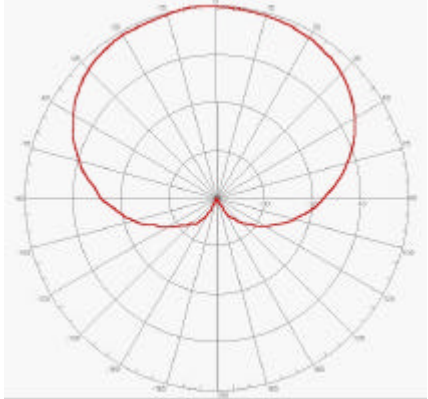
2.4-2.7 GHz 17dBi Base Station Antenna

Dimensions [mm]



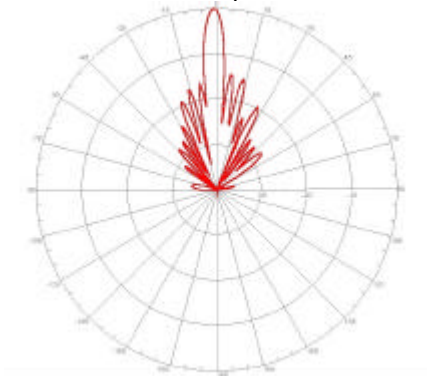
Azimuth Radiation Pattern

Midband Freq. 2.5GHz



Elevation Radiation Pattern

Midband Freq. 2.5GHz



Existing Antenna Versions

MT-364028/VN	With N – Type Female connector & DC grounding
--------------	---

MTI group is certified according to ISO 9001 and ISO 14001.

WAIVER!
While the information contained in this document has been carefully compiled to the best of our present knowledge, it is not intended as presentation or warranty of any kind on our part regarding the fitness of the products concerned for any particular use or purpose and neither shall any statement contained herein be construed as a recommendation to infringe any industrial property rights or as a license to use any such rights. The fitness of each product for any particular purpose must be checked beforehand with our specialists.

MTI Wireless Edge Ltd.
11 Hamelacha St.
Afek Industrial Park
Rosh Ha'ayin 48091, Israel
Tel: +972-3-902-5050
Fax: +972-3-902-5051
www.mtiwe.com